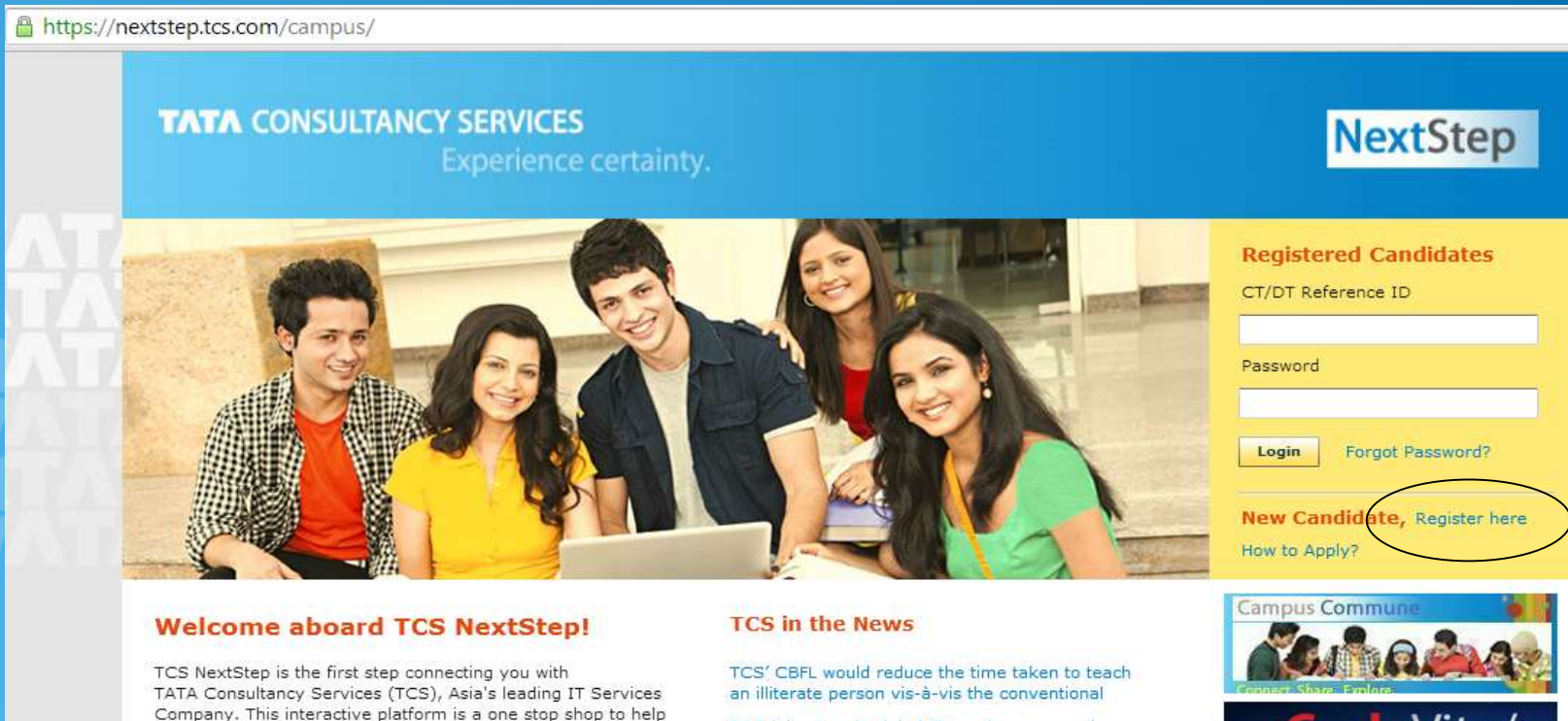


Registration with Next Step TCS Portal for Campus Recruitment



Login to portal : <https://nextstep.tcs.com/campus/>



The screenshot shows the TCS NextStep portal login page. At the top, the TATA CONSULTANCY SERVICES logo and tagline "Experience certainty." are displayed on the left, and the "NextStep" logo is on the right. Below the header is a large image of five diverse young people smiling and looking at a laptop. To the right of the image is a login form with the following elements:

- Registered Candidates** section containing:
 - CT/DT Reference ID input field
 - Password input field
 - Login button
 - Forgot Password? link
- New Candidate** section containing:
 - Register here link (circled in red)
 - How to Apply? link

Below the main content area, there are two columns of text:

- Welcome aboard TCS NextStep!**
TCS NextStep is the first step connecting you with TATA Consultancy Services (TCS), Asia's leading IT Services Company. This interactive platform is a one stop shop to help
- TCS in the News**
TCS' CBFL would reduce the time taken to teach an illiterate person vis-à-vis the conventional

At the bottom right, there is a "Campus Commune" section with a small image of a group of people and the text "Connect. Share. Explore."

Home > **New Candidate**

Guidelines for Registration

If you are on campus and your institute is accredited by TCS, create your profile using the **Campus Applicants** option.

If your institute is not accredited by TCS or if you have **already completed** your degree from a TCS accredited institute, create your profile as an off campus applicant using the **Off Campus Applicants** option.

In case of any queries on the category to be selected (Campus or Off Campus Applicants) for profile creation, connect with the Training and Placement Officer in your institution.

Note: Creation of profile in the wrong category may lead you to repeat the entire registration process.

Campus Applicants

Off Campus Applicants

For Queries or Assistance, call
1800-209-3111 (Toll-Free)
Monday to Friday
[8:00am to 8:00pm]
ilp.support@tcs.com

<C*deVita/>
the TCS Coding Contest.

For more details, visit **Campus Commune**

NextStep
on your fingertips!
Access NextStep from
Android and iPhone. [Read More](#)

Registration Demo

Campus Applicants


Off Campus Applicants



Registration demo
Video

https://nextstep.tcs.com/campus/


TATA CONSULTANCY SERVICES Experience certainty. **NextStep**



Name :
Title * First Name * Middle name Last Name

Please enter your name as appearing on your Passport or SSC Mark sheet. It is extremely important to enter your name correctly.
Please recheck the details entered to ensure there are no errors.

Mother's Maiden Name : *

Date Of Birth:(dd/mm/yyyy) * 

Gender : *

Email Id : * @

It is important to enter your email Id carefully as it will be used for all communications from TCS.

Format-If your email ID is abc@gmail.com, please enter abc in the first textbox and select domain name(Ex- gmail.com,etc) from the dropdown. In case,your domain name is not present in the dropdown list, kindly select 'Others' and mention domain in the textbox.

Institute Name : *

Qualification Category: *

Register to Get a CT reference number and create an account with
Next Step Portal

Filling in the Application Form at Next Step Portal

The screenshot shows the TCS NextStep portal interface. At the top, the TCS logo and tagline 'Experience certainty.' are visible on the left, and the 'NextStep' logo is on the right. Below the header is a large banner image of five diverse young adults smiling and looking at a laptop. To the right of the banner is a yellow login box for 'Registered Candidates'. This box contains a 'CT/DT Reference ID' field, a 'Password' field, a 'Login' button, and a 'Forgot Password?' link. Below the login box are links for 'New Candidate, Register here' and 'How to Apply?'. At the bottom of the page, there are two columns of text: 'Welcome aboard TCS NextStep!' and 'TCS in the News'. A 'Campus Commune' section is also visible at the bottom right.

<https://nextstep.tcs.com/campus/>

TATA CONSULTANCY SERVICES
Experience certainty.

NextStep

Registered Candidates

CT/DT Reference ID

Password

[Forgot Password?](#)

New Candidate, [Register here](#)
[How to Apply?](#)

Welcome aboard TCS NextStep!
TCS NextStep is the first step connecting you with TATA Consultancy Services (TCS), Asia's leading IT Services Company. This interactive platform is a one stop shop to help

TCS in the News
TCS' CBFL would reduce the time taken to teach an illiterate person vis-à-vis the conventional

Campus Commune
[Connect](#) [Share](#) [Explore](#)

Home Page – Next Step TCS Portal

[Application Form](#)

[Campus Commune](#)

[Track My Application](#)

[How to Apply](#)

Open SeeSame
TCS Online Assessment
Model Question Paper
[Click to take the Practice Test >>](#)

Home | FAQ | Change Password | Contact Us | Logout

TCS NextStep Portal

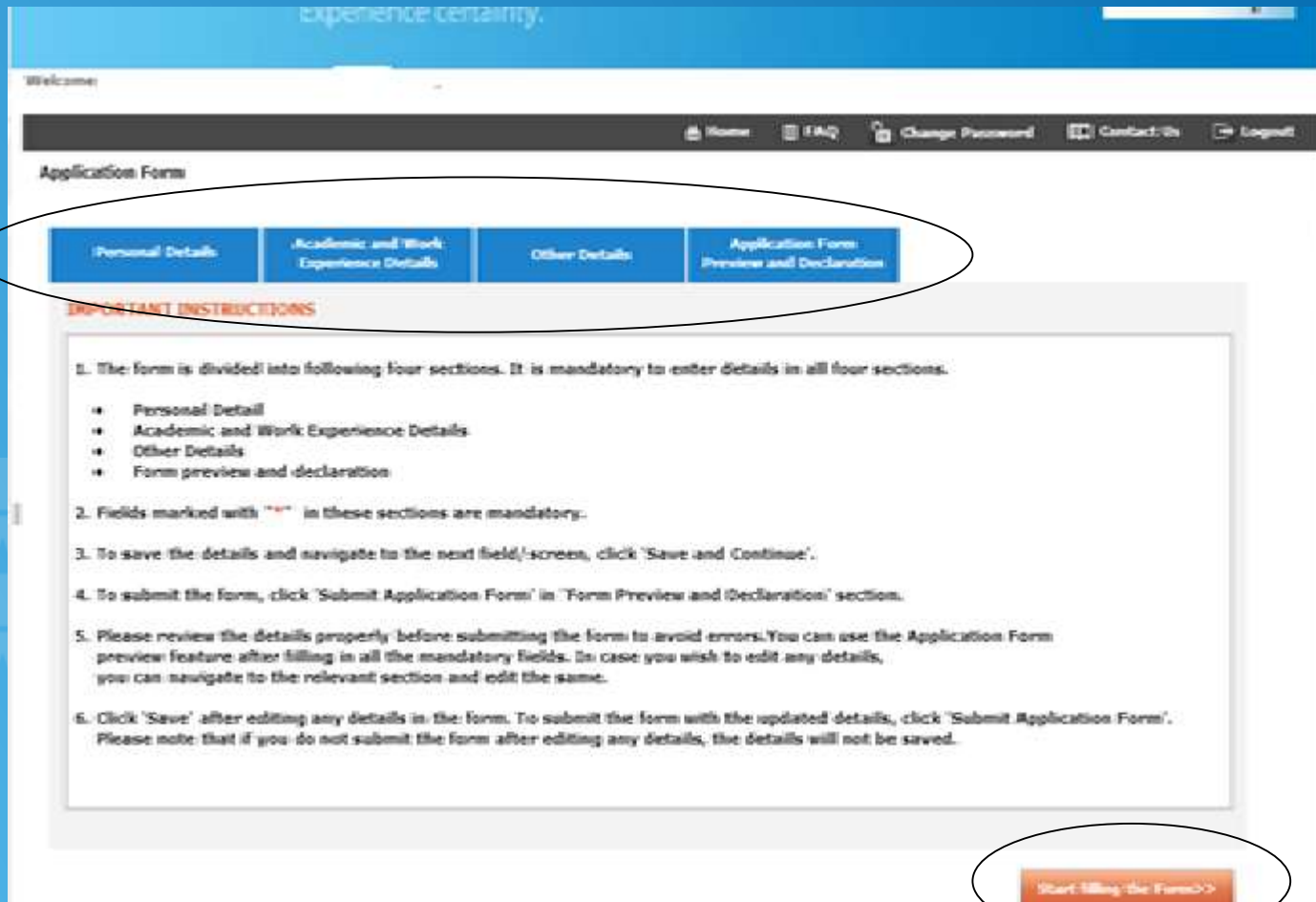
Welcome aboard on TCS NextStep portal

TCS NextStep Portal is the first step connecting you with TCS, Asia's leading IT services Company. A single platform that addresses all your needs interactively and simplifies the communication process, this Portal will help you in your transition from being a student on campus to exploring a dynamic career path with TCS.

Track the status of Application Form

Fill in Your Application Form with all details

Fill up all four sections of the Application Form



experience certainty.

Welcome:

Home | FAQ | Change Password | Contact Us | Logout

Application Form

Personal Details | Academic and Work Experience Details | Other Details | Application Form: Preview and Declaration

IMPORTANT INSTRUCTIONS

1. The form is divided into following four sections. It is mandatory to enter details in all four sections.
 - Personal Detail
 - Academic and Work Experience Details
 - Other Details
 - Form preview and declaration
2. Fields marked with "*" in these sections are mandatory.
3. To save the details and navigate to the next field/-screen, click 'Save and Continue'.
4. To submit the form, click 'Submit Application Form' in 'Form Preview and Declaration' section.
5. Please review the details properly before submitting the form to avoid errors. You can use the Application Form preview feature after filling in all the mandatory fields. In case you wish to edit any details, you can navigate to the relevant section and edit the same.
6. Click 'Save' after editing any details in the form. To submit the form with the updated details, click 'Submit Application Form'. Please note that if you do not submit the form after editing any details, the details will not be saved.

Start filling the Form >>

Select your Preferred Area of Interest and Fill up all Personal Details asked for

The screenshot shows the 'Application Form' page on the TCS website. The page has a navigation bar with links for Home, FAQ, Change Password, and Contact Us. Below the navigation bar, there are four tabs: Personal Details (highlighted in orange), Academic and Work Experience Details, Other Details, and Application Form Preview and Declaration. The 'Area of Interest' section contains instructions and a list of four dropdown menus. The first dropdown menu, 'Preferred Area of Interest 1', is open, showing options: IT Application Development And Maintenance, IT Infrastructure Services, Engineering and Industrial Services, and Research. The 'Personal Details' section below includes fields for Name (with a title dropdown), Title, First Name, Middle name, Last Name, and Father's Name.

<https://nextstep.tcs.com/campus/>

Home | FAQ | Change Password | Contact Us

Application Form

Personal Details | Academic and Work Experience Details | Other Details | Application Form Preview and Declaration

Area of Interest

* Please indicate your preferences for Area of Interest where you would like to work by selecting from the drop down against each of the below options.
* Indicating preferences for Area of Interest does not confirm your final allocation to a project in the same area. The final decision will reside with TCSL and will depend on the organization's need to service a business requirement.

[Click here to read a brief description of each Area of Interest](#)

Preferred Area of Interest 1: --select--
Preferred Area of Interest 2: --select--
Preferred Area of Interest 3: IT Application Development And Maintenance
Preferred Area of Interest 4: IT Infrastructure Services
Engineering and Industrial Services
Research

Personal Details

Name : Ms. [] [] [] []
Title * First Name * Middle name Last Name
Father's Name : Mr. [] [] [] []

Application Form

- Personal Details
- Academic and Work Experience Details**
- Other Details
- Application Form Preview and Declaration

Instruction	<p>Please select relevant course? *</p> <p><input type="radio"/> XII Grade <input type="radio"/> Equivelant Diploma <input type="radio"/> Both</p>
Highest Qualification *	
Category Details	
Graduate *	
XII Grade/ Equivalent Diploma *	
X Grade *	
Any Other Qualification *	
NAC-Tech *	
Work Experience Details *	
Declaration *	

Application Form

Personal Details	Academic and Work Experience Details	Other Details	Application Form Preview and Declaration
-------------------------	---	----------------------	---

Passport/PAN/NSR Details

Nationality and Languages Known *

References *

Achievements/Scholarships and Certifications

Upload Photo/CV *

Smart Card Details

(Smart card is your TCS identity card which will be handed over to you once you join the company.)

Kindly follow the below mentioned steps to successfully upload your photograph.

1. Upload your recent passport size color photograph.
(Dimension : 35 mm*35mm. Format: *.jpg, *.jpeg. Size: Maximum 500kb).
2. The photograph must be formal, with a white/off white background.
3. You should look straight into the camera and your head should not be tilted in the photograph.
4. Click on the Browse button to search for the location where the photograph is stored. The photograph will be uploaded and displayed to you.

Please provide the below details carefully as they will be printed on your TCS identity card if you get selected to TCS.

Name *
(as to be printed on the smart card)

<input type="text"/>	<input type="text"/>
----------------------	----------------------

First Name * (Max 15 Character) **Last Name** (Max 15 Character)

Blood Group * ▼

Application Form Preview

Click on the Application Form Preview link to view Application Form filled by you.
Please note that you can preview the form only after filling up all the mandatory fields in the form
Kindly confirm your details, as details entered by you would be considered for your final evaluation.
You can edit any information (except name, email ID, date of birth, gender and mother's maiden name) by navigating to respective section before final submission of the Application Form.

[Application Form preview](#)

Declaration

Have you appeared for TCS Tests/Interviews earlier ? If yes kindly furnish details (i.e date,place,Position applied for and final results): Yes No

TCS Terms and Conditions

In connection with my application to render services to Tata Consultancy Services Ltd (the "Company"), I hereby agree as follows:
I certify that the information furnished in this form as well as in all other forms filled-in by me in conjunction with my traineeship is factually correct and subject to verification by TCS including Reference Check and Background Verification.
I accept that an appointment given to me on this basis can be revoked and/ or terminated without any notice at any time in future if any information has been found to be false, misleading, deliberately omitted/ suppressed.

I Agree *

Date :

Place : *

[Submit Application Form](#)

Application Form

Personal Details

Academic and Work Experience Details

Other Details

Application Form Preview and Declaration

Area of Interest (more than one option can be selected)

[Click here to read more..](#)

IT Application Development And Maintainance IT Infrastructure Services Engineering and Industrial Services Research

Personal Details

Name : Mr. ▼

Title * First Name * Middle name Last Name

Father's Name : Mr. ▼

Title * First Name * Middle name Last Name

Mother's Name : Ms. ▼

Title * First Name * Middle name Last Name

Date of Birth: *

Gender * Male Female

Mother's Maiden Name:

Permanent Address

Status of the Application should be “ Application Received “
after you complete the Application Form

The screenshot shows the TCS NextStep Portal interface. On the left is a navigation menu with options like 'Edit Application Form', 'Track My Application', and 'Open SeeSame'. The main content area displays 'TCS Application Status' with a table. A blue arrow points from the 'View Apply For Drive Demo' button in the menu to the text 'Sample Online Test' below the screenshot.

Activity	Status
Candidate Registration	Registered
Application Received	Application Received

Sample Online Test

Apply for Drive – Before you come for the Online Test

Once logged in, you will see a "Apply for Drive" tab on the left hand side corner of the NextStep Home Page.

The screenshot shows the TCS NextStep Portal interface. At the top left, the TATA CONSULTANCY SERVICES logo and tagline 'Experience certainty.' are visible. On the right, the 'NextStep' logo is displayed. A navigation menu on the left includes items like 'Edit Application Form', 'Application Form PDF', 'Apply for Drive', 'Campus Commune', 'Track My Application', and 'How to Apply'. A callout box with a blue background and white text points to the 'Apply for Drive' item, containing the text: 'Click here to apply for the Drive created for your institute.' Below the navigation menu, there is a 'Welcome \$NANDLAL\$ \$SA...' message and a navigation bar with links for 'Home', 'FAQ', 'Change Password', 'Contact Us', and 'Logout'. The main content area features a banner image of a man and a woman looking at a laptop, with the text 'TCS NextStep Portal' above it. Below the banner, a welcome message reads: 'Welcome aboard on TCS NextStep portal!'. A paragraph follows: 'TCS NextStep Portal is the first step connecting you with TCS, Asia's leading IT services Company. A single platform that addresses all your needs interactively and simplifies the communication process, this Portal will help you in your transition from being a student on campus to exploring a dynamic career path with TCS.' A partially visible paragraph at the bottom starts with 'From keeping you updated on TCS initiatives to answering your queries and helping you explore a world of opportunities, TCS'.

Apply for Drive – Will Open Two days before the Online Test

On clicking "Apply for drive" you will see the below screen giving details of the drive and the TCS Eligibility Criteria. Please read the TCS eligibility criteria carefully and Click on "Apply" button to Apply for the drive.

Application Form
Apply for Drive
Campus Commune
Track My Application
How to Apply

TCS Campus Recruitment Drive has been scheduled in your institute on **08/06/2012**.
Please click on **Apply** tab below to apply for the drive.
We recommend that you fill in the application form and apply for the drive at least 48 hours prior to **08/06/2012**.
Please note that successful completion of both registration and application forms is mandatory to appear for the TCS Selection Process. Your candidature/application is subject to fulfillment of the TCS eligibility criteria as specified below:

- Minimum aggregate (**aggregate of all subjects in all semesters**) marks of 60% or above in the **first attempt** in each of your Class Xth, Class XIIth, Diploma (if applicable), Graduation and Post-Graduation examination which includes successful completion of your final year/semester examination without any pending arrears/back logs during the entire course duration. Please note that all subjects mentioned on the mark sheets should be taken into consideration while calculating the aggregate marks. For example, best of 5/6 subjects for calculating the aggregate is not acceptable as per the TCS Eligibility Criteria.
- **First attempt** implies that you should pass the final year/semester examination (Xth, XIIth, Diploma, Graduation and Post-Graduation as applicable) with minimum aggregate (aggregate of all subjects in all semesters) marks of 60% and above within the first attempt itself. For example, if you have secured 58.9 % (aggregate of all subjects) in your Standard XIIth examination and you have taken an improvement exam in the next attempt securing 62 %, you are not eligible as per the TCS Eligibility Criteria, as improvement exam is not considered as first attempt.
- Completion of all courses Class Xth onwards within the stipulated time as specified by your University/Institute without any extended education.
- It is mandatory to declare the gaps/arrears/backlogs, if any, during your academic and work experience. Break in education should not be due to extended education. Any break in education should not exceed 24 months.
- Only Full time courses will be considered.
- You should be minimum 18 years of age to be eligible to apply for the TCS Selection process.
- Candidates who have applied to TCS and have not been successful in clearing the TCS selection process, are not eligible to re-apply to TCS within six months from the date on which they had attended such selection test and/or interview. You are not eligible to appear for the TCS selection process within six months of the previous unsuccessful attempt.

[Click here to Apply for the drive](#)

You will be directed to the Application Form to validate/edit and update your latest details.

Apply for Drive

You will be directed to the Application Form to validate your details. It is mandatory to validate/edit and update the application form with your latest details.

Edit Application Form

Cancel

attempt in each of your Class Xth, Class XIth, Diploma (if applicable), Graduation and Post-graduation examination which includes successful completion of your final year/semester without any pending arrears/back logs during the entire course duration. Please note that all subjects mentioned on the mark sheets should be taken into consideration while calculating the aggregate marks. For example, best of 5/6 subjects for calculating the aggregate is not acceptable as per the TCS Eligibility Criteria. All subjects mentioned on the marksheet (including language optional subjects) should be taken into

eligibility criteria as marks/CuPA obtained during the normal duration of the course only will be considered.

- Completion of all courses Class Xth onwards within the stipulated time as specified by your University/Institute and as per the TCSL Selection Guidelines without any extended education. For

To submit the updated Application Form, you would need to accept the terms and conditions and click on "Submit Application Form".

TCS Terms and Conditions

connection with the Services, which I may be required to provide to such clients. I confirm and undertake that the Company shall incur no liability or obligation of any nature whatsoever resulting from such investigation or sharing of the investigation results as above. I certify that I am at present in sound mental and physical condition to undertake employment with TCS. I also declare that there is no criminal case filed against me or pending against me in any Court of law in India or abroad and no restrictions are placed on my travelling anywhere in India or abroad for the purpose of business of the company.

I Agree

Click here to accept TCS Terms and Conditions.

Place :



Submit Application Form

"Apply for Drive" process is complete once you submit the Application Form.

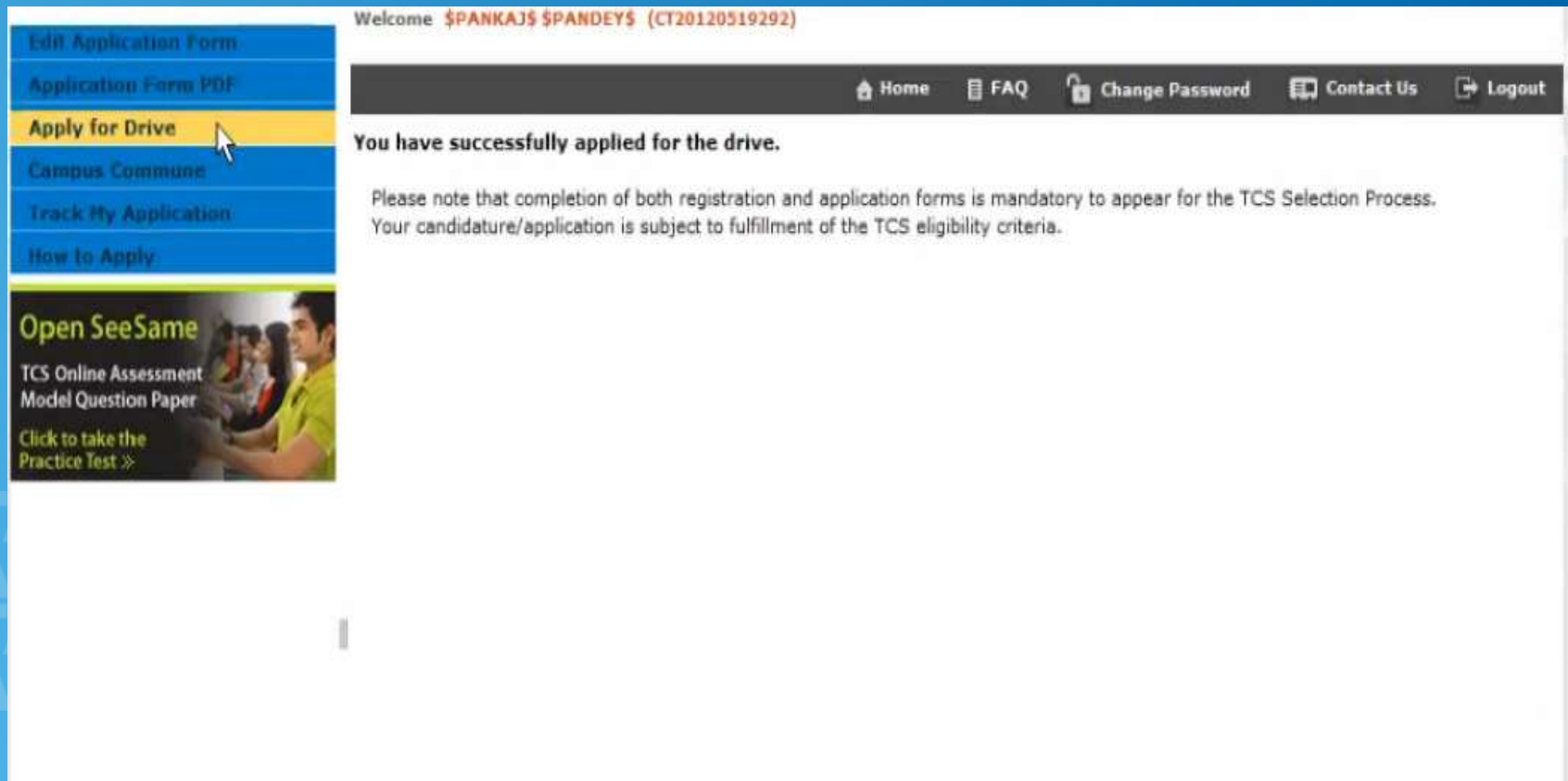
Application Form process

INFO

Your details have been submitted and you have successfully applied for the drive.

OK

Apply for Drive – Successful completion



The screenshot displays a user interface for the TCS application portal. On the left, a vertical navigation menu includes links for 'Edit Application Form', 'Application Form PDF', 'Apply for Drive' (highlighted with a mouse cursor), 'Campus Commune', 'Track My Application', and 'How to Apply'. Below the menu is a promotional banner for 'Open SeeSame' TCS Online Assessment Model Question Paper, with a 'Click to take the Practice Test >>' button. The main content area shows a welcome message for user '\$PANKAJ\$ \$PANDEY\$ (CT20120519292)'. A dark navigation bar at the top right contains links for 'Home', 'FAQ', 'Change Password', 'Contact Us', and 'Logout'. The central message states: 'You have successfully applied for the drive.' Below this, a note specifies that completion of both registration and application forms is mandatory for the TCS Selection Process, and that the candidature is subject to TCS eligibility criteria.

Application Status – Applied for Drive

The screenshot shows the TCS NextStep Portal interface. On the left is a navigation menu with options like 'Edit Application Form', 'Application Form PDF', 'Apply for Drive', 'Campus Commune', 'Track My Application', and 'How to Apply'. The 'How to Apply' section is highlighted in yellow and contains a video player and a link to 'Open SeeSane' for a 'TCS Online Assessment Model Question Paper'. The main content area features a video player and a 'TCS Application Status' table. A blue callout box with the text 'Download Application Form' has an arrow pointing to the 'Application Form PDF' menu item. The 'Applied for Drive' row in the table is circled in black.

Activity	Status
Candidate Registration	Registered
Application Received	Application Received
Applied for Drive	Applied for Drive

Checklist

- Is all the percentage marks reflecting correctly in the downloaded Pdf
- Have you applied for Drive in the Next Step Portal before appearing for the online Test . Is my application Status –” Applied for Drive“
- Have you taken a copy of the TCS Application Form before appearing for the Online Test

